

China Insights

Monthly update on Chinese markets

June 2018



Summary

- ◆ *Bond defaults in China have increased gradually, but we think these developments don't pose a systemic threat to China's economy and markets or to the overall Asian credit market*
- ◆ *CSRC unveiled additional guidance and trading details surrounding the pilot program of Chinese Depository Receipts (CDR), a plan which will facilitate the trading of overseas shares on the Chinese onshore market*
- ◆ *RMB may see some downward pressure against the dollar as trade disagreements escalate, but sharp devaluation is off the table*

Hot Topic - Bond defaults in China: No pain, no gain

Key take away from recent events is that, while defaults in China will continue to increase gradually, these developments don't pose a systemic threat

There has been a lot of noise about rising defaults in China in recent weeks, which has affected sentiment in an already sluggish credit market. More than a dozen companies have defaulted since the beginning of the year, adding to concerns around China's ongoing deleveraging campaign and tighter liquidity conditions. Our key take away from these events is that, while defaults in China will continue to increase gradually, these developments don't pose a systemic threat to China's economy and markets or to the overall Asian credit market. Here's why:

Problem areas and red flags

In a nutshell, the two major negative news recently were (1) a few Tianjin-based SOEs defaulting on their onshore bonds or had difficulties refinancing and (2) a Chinese oil and gas producer defaulting on its USD1.8 billion offshore bond obligations. In our opinion both of these are isolated incidents that were set in motion by specific problems which can be contained.

Tianjin appears to be a prime example of an area that is vulnerable to the ongoing deleveraging in China. It has long been a region with a relatively high level of leverage. Even on its own, this situation is not sustainable, especially in light of China's the clearly stated goal of reducing financial leverage. The outlook is further complicated by the fact that Tianjin is an area with a high concentration of the "old economy" industries, such as textile, manufacturing and metalwork.



This commentary provides a high level overview of the recent economic environment, and is for information purposes only. It is a marketing communication and does not constitute investment advice or a recommendation to any reader of this content to buy or sell investments nor should it be regarded as investment research. It has not been prepared in accordance with legal requirements designed to promote the independence of investment research and is not subject to any prohibition on dealing ahead of its dissemination. The performance figures displayed in the document relate to the past and past performance should not be seen as an indication of future returns. Any forecast, projection or target where provided is indicative only and is not guaranteed in any way. HSBC Global Asset Management accepts no liability for any failure to meet such forecast, projection or target.

There are some obvious “red flags” that can help identify the more problematic areas amidst deleveraging in China - (1) Companies whose leverage level is already high, (2) Companies in old economy sectors as they tend to have a more negative business outlook, and are likely to receive less government support and (3) State-owned enterprises (SOEs) that on the whole tend to be less efficient when compared with the private sector.

With regard to the default of the Chinese oil and gas producer mentioned earlier, even without conducting a detailed analysis it is not difficult to conclude that this was not triggered by a deterioration in the macro or business environment, as the issuer defaulted in May even though its most recent USD issuance was completed less than 6 months ago. This implies that there are factors well beyond China's ongoing deleveraging at play in this particular instance.

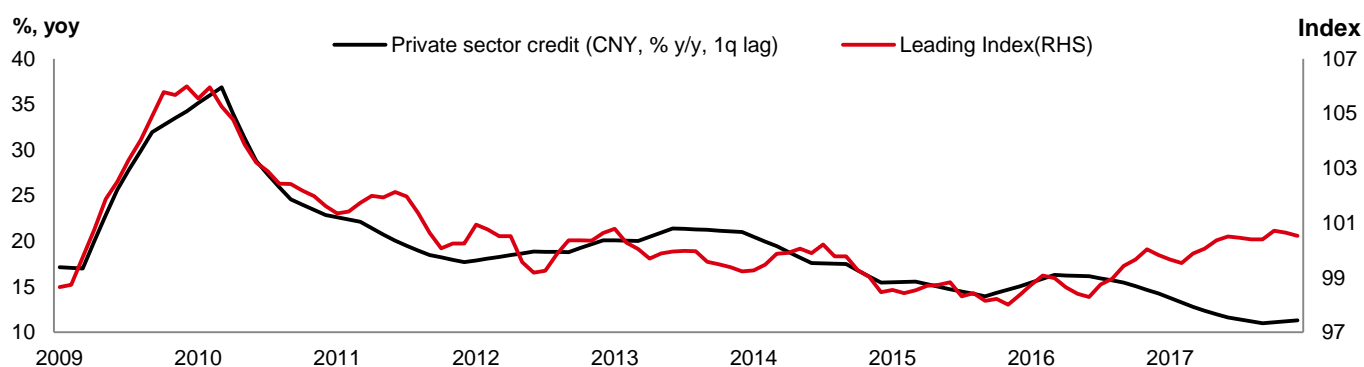
Nonetheless, deleveraging in China will continue and some companies will find it increasingly difficult to refinance. We also expect more defaults in China. However, it is also important to note that the default rate in China is still very low, so a gradual increase is healthy for the market as it encourages better credit risk pricing, which is still lacking in the onshore bond market. This deleveraging process is a managed maneuver by the authorities to improve the health of the economy and a proactive step to avoid systemic problems when credit quality turns sour. So it is not reasonable to assume the Chinese authorities will allow a sudden sharp increase in defaults because that in itself would create a systemic problem which is exactly what China is trying to avoid by proactively reducing leverage.

Take some, give some

China is currently in the third year of its deleveraging initiative to mitigate risks in its financial system. The government has made measurable progress in reducing dependence on undesirable funding sources for companies, such as shadow banking. However, in the process it has also triggered concerns about tightening credit conditions and increased default risks.

There are ongoing attempts at policy fine-tuning aimed at supporting domestic demand and credit supply, as well as reducing bank and corporate funding costs.

Abrupt deleveraging unlikely in China



Note: The components used to calculate China's Leading index include: Hang Seng Mainland Freefloat Index, industrial sales, M2 money supply, new fixed asset investment, logistics index (total freight traffic and volume of transportation in major harbors), real estate investment (land and construction of residential properties), consumer expectations index, Treasury yield spread (spread between treasury securities with maturities of 7+ years and those with less than 1 year maturity). Source: Bloomberg, Macrobond, HSBC Global Asset Management, June 2018.

Any forecast, projection or target contained in this presentation is for information purposes only and is not guaranteed in any way. HSBC Global Asset Management accepts no liability for any failure to meet such forecasts, projections or targets. For illustrative purposes only. Investment involves risks. Past performance is not indicative of future performance

More policy support is expected in the second half of 2018, especially after economic and credit data for May surprised to the downside. To be clear, economic activity had held up quite well and was actually better than expected until April. The weakness in the May activity data was driven by certain distortions or transitory effects.

However, the data still pointed to some softening of growth momentum amidst the lagged effect of tightening credit conditions, especially the shrinkage of shadow banking activities and the rise in bank lending/market borrowing rates. Additionally, downside risks to growth have increased amid external uncertainties, such as rising US-China trade tensions and the Federal Reserve's policy tightening move. Credit tightening has also come into focus with the emergence of defaults and the widening of credit spreads.

In a bid to boost credit supply to smaller companies, China's cabinet on 20 June called for the use of targeted reserve requirement ratio (RRR) cuts and other monetary policy tools (e.g. re-lending) for small and micro enterprises (SMEs). On 24 June, The PBoC cut RRR by 50bps, releasing about CNY700bn liquidity, to support the debt to equity swap programme and SME loans, effective on 5 July. There are expectations that the central bank could cut RRR further this year, citing slowing credit growth.

Also, the PBoC has expanded the range of instruments that qualify as collateral for its medium-term lending facility (MLF) to include lower-rated credits such as AA or above rated SME bonds, AA+ and AA rated corporate credit bonds and quality SME loans and green loans. A series of fiscal, tax and financial incentives will also be put in place to help relieve SME funding stress. The government pledged to keep liquidity 'reasonably sufficient', a change from the previous stance of 'reasonably stable', to maintain financial stability and ensure the economy performs within a reasonable range.

We don't think the government will resort to large fiscal stimulus or monetary easing, or reverse its course on controlling leverage and cleaning up shadow banking activities. But aggregate credit growth is unlikely to decelerate much further as China continues to try and strike a balance between reducing risks in its financial system and maintaining credit supply and growth in its overall economy.

Equity market

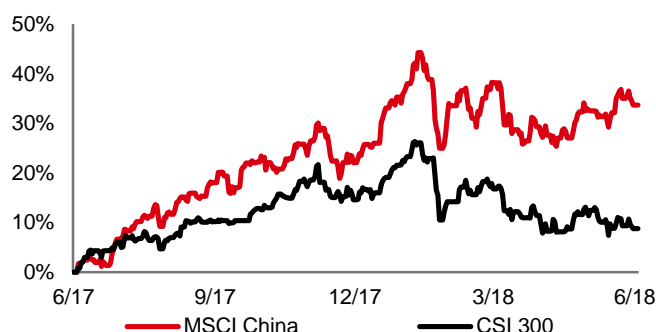
Net northbound inflows month-to-date totaled USD 4.9 billion, bringing the year-to-date inflows to USD 25.6 billion

2018 earnings for Chinese equities is registering a 26% year-on-year growth

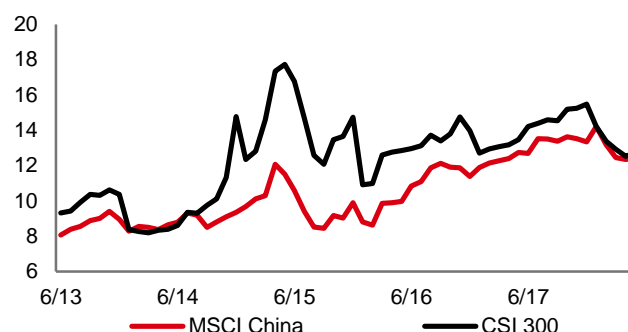
- ◆ The **MSCI China Index** (USD terms) was down 0.6% month-to-date (as of 20 June) while the **CSI 300 Index** was down 3.9%, with the two markets suffering a multi-day sell off between mid-June and month-to-date, as US-China trade tensions further intensified. Investor sentiment was subdued, more so in the onshore market. This follows a positive performance in the month of May, where the MSCI China Index outperformed the MSCI Emerging Markets Index, and returned 1.8% during the month, with healthcare, consumer staples, and utility leading gains, and telecommunication services, real estate, financials, and materials lagging
- ◆ The economic stakes are high for the US and China trade relationship. Both sides would have sufficient incentive to resolve their trade issues through negotiations. China is making concessions when it comes to increasing imports, improving its investment environment, increasing IP protection, and further opening up its financial sector
- ◆ In line with its market liberalisation agenda, the China Securities Regulatory Commission (CSRC) unveiled additional guidance and trading details surrounding the pilot program of **Chinese Depository Receipts (CDR)**, a plan which will facilitate the trading of overseas shares on the Chinese onshore market. According to the CSRC, China is advancing the plan in a manner that enhances the inclusivity and competitiveness of China's financial system. The CSRC also recently approved the launch of six CDR focused mutual funds
- ◆ The month of June began with **MSCI effectively adding** about 230 Chinese onshore A-share names and 68 Chinese offshore H-share and ADR names to the MSCI Emerging Markets Index. The construction of the MSCI China Index is based on the Chinese equity universe within the MSCI Emerging Markets Index, thus the resulting in the same standardized definition for the Chinese equity opportunity set, according to MSCI. This means that A-shares have also been added to the MSCI China Index, MSCI Asia ex Japan Index, and MSCI All Country World Index
- ◆ Although China A shares are down month-to-date, net **northbound inflows** for the same period totaled USD 4.9 billion, bringing the year-to-date inflows to USD 25.6 billion
- ◆ In the **southbound direction**, while we have seen outflows in the recent months, we believe this is a temporary slowdown amidst heightened market volatility. Given that there is still a wide A/H premium, we expect continued strong inflows via the Stock Connect channel
- ◆ **Valuations** of offshore equities remains attractive relative to other global markets and earnings strength is expected to continue. 2018 earnings for Chinese equities is expected to register a 26% year-on-year growth
- ◆ We are like the energy sector and select upstream players, in particular, in light of their compelling valuations and attractive yields. Recent strength in oil price also underpins our positive view on these companies

Chinese equities have turned more attractive after recent correction

1-year cumulative total return



Forward price to earnings ratio (x)



Source: Bloomberg, HSBC Global Asset Management, as of 18 June 2018. Total return in local currency terms. Investment involves risks. Past performance is not indicative of future performance.

Sector	Comment
Consumer Discretionary	◆ We are selective on consumer discretionary sector. We favour Hong Kong retail and Macau gaming which are direct beneficiaries of Chinese economic rebound, RMB appreciation and rising demand for leisure and shopping from Chinese consumers. We also like the education space as demand for high quality education service is strong in China
Consumer Staples	◆ We are overweight the consumer staples sector as the trends of premiumization and better macro backdrop underpin higher pricing power and margin expansion capability of selected strong staple brand names
Energy	◆ We are overweight energy and in particular selected upstream players in light of their compelling valuations and attractive yields. Recent strength in oil price also underpins our positive view on these players
Financials	◆ We are neutral on Chinese banks as we only favour big banks whose asset quality is heading for further improvement along with the overall economic recovery and continued deleveraging in the country. We are selective on insurance and overweight only those with diversified businesses
Healthcare	◆ We are overweight the healthcare space as low penetration rate of biochemical drug and rising concerns on healthcare issue in China will drive demand for healthcare products. We prefer players with a strong R&D capabilities and product pipeline
Industrials	◆ We are underweight industrials as most industrials names exhibit a weaker growth profile than other sectors in China
Information Technology	◆ We are selective on the IT sector, as only selective names will see secular earnings growth on the back of mobile gaming growth, improved monetization efforts and the ongoing shift towards online purchasing
Materials	◆ We are overweight the materials sector but we are only overweight to commodities which is seeing attractive demand-supply dynamics in the medium term
Property	◆ We are neutral on property. We only buy market leaders who have strong fund sourcing capabilities amid the current tightening credit environment. We also prefer players with higher exposure to first tier cities as we expect sales in top-tier cities to be stronger this year after the decline last year (easier base effect)
Telecommunication	◆ We are underweight telecoms, with concerns over increasing government intervention, fierce competition in the 4G market, and increasing capital expenditure in relation to 5G development
Utilities	◆ Uncertainty around tariffs and the long term outlook for profitability prompts an underweight position

Source: Bloomberg, HSBC Global Asset Management, as of June 2018

For illustrative purposes only and does not constitute any investment recommendation in the above mentioned asset classes, indices or currencies. The views and opinions expressed herein are subject to change at any time.

Any forecast, projection or target contained in this presentation is for information purposes only and is not guaranteed in any way. HSBC Global Asset Management accepts no liability for any failure to meet such forecasts, projections or targets. For illustrative purposes only.

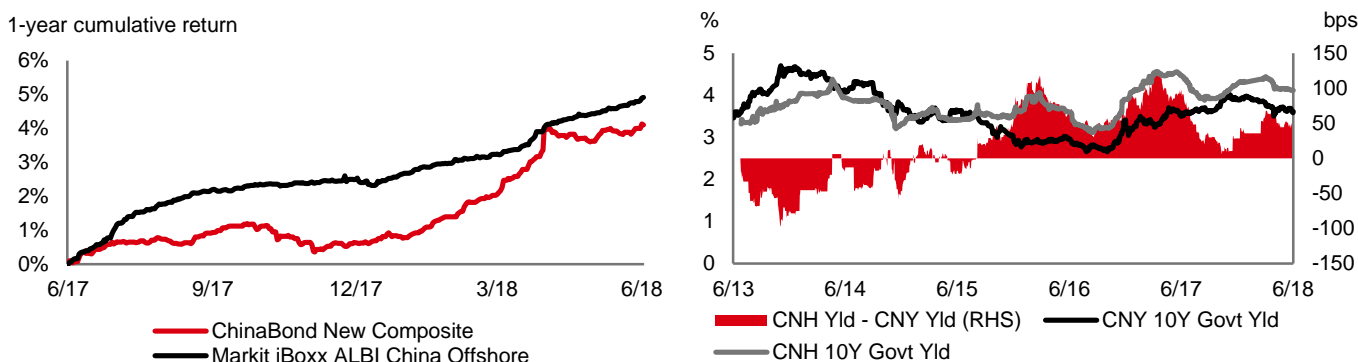
Fixed income

Divergent interest rate cycles have contributed to an attractive aspect for investors who seek total return and portfolio diversification

RMB may see some downward pressure against the dollar, but sharp devaluation is off the table

- ◆ Onshore and offshore bonds edged up mildly in May, rising 0.2% and 0.3%, in local currency terms, respectively
- ◆ Fed has hiked rate for the second time this year in June by 25bps, but PBoC has not followed through. Divergent interest rate cycles have contributed to tighter yield spreads and is an attractive aspect for investors who seek total return and portfolio diversification. We believe the divergence will last in the near term as the Chinese government would like to aim for a moderate yet decent growth, maintain liquidity, and prevent downside risks from trade tensions
- ◆ In light of heightened trade concerns, the PBoC pledged to use monetary policy comprehensively to mitigate the potential consequences of US import tariffs. Following the expansion of the list of eligible collateral for the medium-term lending facility (MLF) in early June, the central bank injected USD30 billion liquidity via MLF, alleviating tight liquidity and helping borrowers to refinance. While deleveraging and some defaults will still be ongoing, we think further cuts in required reserve ratio (RRR), last done on 24 June, is also another option to increase liquidity and manage the pace of growth
- ◆ Uncertain environment, benign inflation, neutral monetary policy and liquidity support should push yields lower in near term and flight to quality will benefit high quality issues. In the onshore space, we like shorter term corporate issues, and prefer policy banks bonds over government bonds
- ◆ USD has strengthened against most major currencies in the past month as trade disagreements have escalated. RMB may see some downward pressure against the dollar, but sharp devaluation is off the table as two-way, stable currency movement is supported by the PBoC, and as foreign investors continue to top up ownership in onshore assets. FX reserves have risen by RMB100 billion, but current account surplus is slowly shrinking, partially due to lower household saving rate and increasing spending on foreign goods and outbound tourism. However, we think mainland investors are still positive on the currency, with no obvious preference for hard currency bonds over RMB bonds despite the newly approved QDII quota
- ◆ With yield advantage (4.5%) and shorter duration (3 years) over bonds from economies of similar size or same credit rating, offshore CNH bonds remains an attractive investment choice. The demand-supply technicals are still positive, and we continue to see rising CNH deposits. In the offshore space, we like long-end government bonds given the still favourable yield premium over their onshore counterparts. We also favour short-end corporate issues

Chinese bond yields have remained stable despite higher treasury yields



Source: Bloomberg, data as of 20 June 2018. Total return in local currency terms. Investment involves risks. Past performance is not indicative of future performance. For illustrative purposes only and does not constitute any investment recommendation in the above mentioned asset classes, indices or currencies. The views and opinions expressed herein are subject to change at any time.

Any forecast, projection or target contained in this presentation is for information purposes only and is not guaranteed in any way. HSBC Global Asset Management accepts no liability for any failure to meet such forecasts, projections or targets. For illustrative purposes only.

Indicator	Data as of	Actual	Conse nsus	Prior	Analysis
Industrial production (IP) (yoy)	May	6.8%	7.0%	7.0%	May activity data pointed to some softening of growth momentum, especially domestic demand, amid the lagged effect of tightening credit conditions with the shrinkage of shadow banking activities and the rise in bank lending/market borrowing rates. However, part of the slowing (especially regarding retail sales) may be transitory. Policy fine-tuning towards more supportive of growth is ongoing. The authorities will use targeted RRR cuts and other monetary policy tools to boost credit supply to small and micro enterprises (SMEs). A series of fiscal, tax and financial incentives will also be put in place to help relieve SME funding stress and reduce corporate funding costs. Overall, we expect slower economic growth in H2, but not a sharp slowdown. In terms of IP, the upgrading of industrial structure continues, with key emerging sectors such as tech/electronics and these related to consumer upgrading continuing to post robust growth. Efficiency in the manufacturing sector is also steadily improving. The overall industrial sector capacity utilisation rate came in at 76.5% in Q1 2018 (vs. 75.8% in Q1 2017); the industrial enterprise liability to asset ratio of 56.5% in April was lower than 57.2% in April 2017; and industrial profits maintained robust 15% yoy growth in the first four months of the year.
Fixed Asset Investment (FAI) (ytd, yoy)	May	6.1%	7.0%	7.0%	A sharp slowdown in infrastructure investment was the main drag on total FAI growth. While the weak FAI figure (particularly infrastructure) this year could partly be due to the FAI computation methodology change in some localities, it still likely reflects tighter local government financing amid deleveraging and upcoming implementation of new rules on asset management products. Nevertheless, we think infrastructure FAI may stabilise going forward, as there is room for fiscal spending to speed up with more public-private-partnership (PPP) projects to start. We may also see a greater issuance of local gov't bonds, particularly special bonds, to support infrastructure. Meanwhile, real estate FAI and new housing starts maintained robust growth, but we still expect the momentum to slow given softer property sales growth and cooler land purchases this year by developers. We think any nationwide property policy easing is unlikely, especially given the recent rise in home prices. Manufacturing FAI showed a further moderate recovery, given a low base and helped by still solid industrial profit growth, higher capacity utilisation rates and policy measures to reduce corporate burdens. We expect manufacturing investment to improve further, particularly as high tech and consumption-upgrade related investment maintained robust growth. The drop in retail sales growth was a surprise. We think deferred consumption and the holiday effect were the main one-off factors. As the auto import tariff cut will be effective on 1 July, some buyers delayed their purchases of imported cars in anticipation of price cuts, leading to a 1% yoy decline in auto sales in May. The Dragon Boat Festival fell in May last year but in June this year, shifting the timing of holiday-related consumption. The underlying sales momentum may not be as soft as the headline suggested, amid a largely stable labour market, solid household income growth, and fiscal policy support (the plan to raise the personal income tax threshold from CNY42,000 to CNY60,000 with various deductions will be implemented in H2). However, while we expect consumption to remain the key growth driver, some factors are weighing on/ could weigh on consumer spending, e.g. the fading effect of "monetisation" of the shantytown renovation programme as part of the property destocking policy. More difficult access to consumer finance and higher mortgage debt burden could potentially cap consumption growth. Exports remained supported by solid external demand and tech sector. However, downward pressure on exports have surfaced due to potential slowdown in global demand growth, rising trade tensions with the US, and the lagged impact of RMB REER appreciation. Meanwhile, the strong import growth was boosted by higher commodity prices and consistent with the gov't's pledge to increase imports, although auto imports fell 2.2% yoy in May, likely due to domestic importers postponing import orders until the tariff reduction will become effective on 1 July. There is also the possibility that importers may have been front-loading their imports to hedge the heightened uncertainty over trade negotiations between the US and China.
Retail Sales (yoy)	May	8.5%	9.6%	9.4%	CPI inflation remained stable amid lower food prices and still moderate core CPI, offsetting a tick-up in gasoline prices. The rise in PPI inflation was a combination of low base effect and an uptick in prices in the upstream industries. Oil prices remain an uncertainty but slower domestic demand may help cap underlying inflationary pressures. The pass-through from PPI inflation to CPI inflation remains modest. Overall, inflation is not an imminent concern for policy. Higher prices and output, as well as solid domestic demand orders, were the main contributors to the headline manufacturing PMI. The sub-index for large enterprises improved significantly, but that for small enterprises dropped to a contractionary 49.6, possibly due to tighter financing conditions amid shadow banking crackdown. Meanwhile, services sector activities held up.
Exports (USD) (yoy)	May	12.6%	11.1%	12.6%	Part of the MoM decline in TSF reflected seasonality, but the magnitude of slowdown signalled tightening credit conditions. Much of the weakness came from non-bank financing, a result of the government's regulatory squeeze on interbank leverage and WMP funding of off balance sheet lending. Corporate bond financing was also weak (-CNY43bn in May) as demand for new issuance dropped amid rising bond defaults. Bank loan growth has been more stable but also slowed. The gov't has granted more loan quota to help banks bring non-standard credit assets back onto balance sheet as loans and alleviate the hit on overall credit supply, but commercial banks' willingness and capability to lend has been constrained by sluggish deposit growth and weak risk appetite amid rising default concerns. The PBoC has taken measures to revive banks' deposit growth, but we expect policy banks to play a key role in lending.
Imports (USD) (yoy)	May	26.0%	18.0%	21.5%	
Trade Balance (USD)	May	28.8bn	27.8bn	28.8bn	
CPI Inflation (yoy)	May	1.8%	1.8%	1.8%	
PPI Inflation (yoy)	May	4.1%	3.9%	3.4%	
Manufacturing PMI Official	May	51.9	51.4	51.4	
Non-manuf. PMI Official	May	54.9	54.8	54.8	
Total Social Financing (TSF) (RMB)	May	760.8 Bn	1,300.0 bn	1,575.0 Bn	
New yuan loans (RMB)	May	1,150.0 bn	1,200.0 bn	1,180.0 bn	

- Indicates improved data on month-on-month/quarter-on-quarter/year-on-year basis
- Indicates worsened data on month-on-month/quarter-on-quarter/year-on-year basis
- Indicates no change in data on month-on-month/quarter-on-quarter/year-on-year basis

Source: Bloomberg, HSBC Global Asset Management, as of June 2018

Any forecast, projection or target contained in this presentation is for information purposes only and is not guaranteed in any way. HSBC Global Asset Management accepts no liability for any failure to meet such forecasts, projections or targets. For illustrative purposes only.

Disclaimer:

This document has been issued by The Hongkong and Shanghai Banking Corporation Limited, India (HSBC India/the 'Bank') in the conduct of its regulated business in India and may be distributed in other jurisdictions where its distribution is lawful. The source of this document is HSBC Global Asset Management. This document is for resident Indian customers of HSBC India. This document must not be distributed to any other persons and in particular should not be distributed to the residents of United States of America, Canada, Australia or New Zealand or any other jurisdiction where its distribution is unlawful or where such distribution, publication, reproduction, availability or use would be contrary to law or regulation. It is not intended for anyone other than the recipient. The contents of this document may not be reproduced or further distributed to any person or entity, whether in whole or in part, for any purpose. It may also be legally privileged. If you have received this email in error please notify the sender immediately by return e-mail and delete the same from your system. If you are not the named addressee, you should not disseminate, distribute or copy this e-mail. If you are not the intended recipient you are notified that disclosing, copying, distributing or taking any action in reliance on the contents of this information is strictly prohibited. All non-authorized reproduction or use of this document will be the responsibility of the user and may lead to legal proceedings. This document has no contractual value and is not and should not be construed as investment advice or as an offer or the solicitation of an offer or a recommendation for the purchase or sale of any investment in any jurisdiction in which such an offer is not lawful. The Bank accepts no responsibility for the accuracy and/or completeness of any third party information obtained from sources it believes to be reliable but which it has not independently verified. The Bank makes no guarantee, representation or warranty and accepts no responsibility or liability for the accuracy or completeness of the information and/or opinions contained in this document, including any third party information obtained from sources it believes to be reliable but which has not been independently verified. In no event will the Bank or HSBC Group be liable for any damages, losses or liabilities including without limitation, direct or indirect, special, incidental, consequential damages, losses or liabilities, in connection with your use of this document or your reliance on or use or inability to use the information contained in this document, even if you advise us of the possibility of such damages, losses or expenses. The Bank does not undertake any obligation to issue any further publications or update the contents of this document. The information stated and/or opinion(s) expressed herein constitute best judgement of the Bank at the time of publication and are subject to change without notice and are expressed solely as general market commentary for general information purposes only and do not constitute investment advice or recommendation to buy or sell investments or guarantee of returns. The Bank has not been involved in the preparation of such information and opinion. It does not have regard to specific investment objectives, financial situation and the particular needs of any specific person who may receive this document. The information contained within this document has not been reviewed in the light of your personal circumstances. Please note that this information is neither intended to aid in decision making for legal, financial or other consulting questions, nor should it be the basis of any investment or other decisions. You should carefully consider whether any investment views and investment products are appropriate in view of your investment experience, objectives, financial resources and relevant circumstances. The investment decision is yours but you should not invest in any product unless the intermediary who sells it to you has explained to you that the product is suitable for you having regard to your financial situation, investment experience and investment objectives. The relevant product offering documents should be read for further details. This document is for circulation in India only. HSBC India makes no representations that the products or services mentioned in this document are available to persons of any other country or are necessarily suitable for any particular person or appropriate in accordance with their local law. Among other things, this means that the disclosures set forth in this document may not conform to rules of the regulatory bodies of any other country and investment in the products discussed will not afford the protection offered by the local regulatory regime in any other country. Products related to some of the asset classes may not be available for sale by HSBC India. HSBC India or its affiliates or their officers, directors and employees may have investments in any of the products mentioned in this publication (or in any related products) and may from time to time, add to or dispose of any such investment. Value of investment may increase or decrease, and may become valueless. Certain investments can be subject to sudden and large falls in value that could equal or exceed the amount invested. Value and income from investments may be adversely affected by exchange rates, interest rates, or other factors. Investment involves risk. It is important to note that the capital value of investments and the income from them may go down as well as up and may become valueless and investors may not get back the amount originally invested. Past performance contained in this document is not a reliable indicator of future performance whilst any forecasts, projections and simulations contained herein should not be relied upon as an indication of future results. The historical performance presented in this document is not indicative of and should not be construed as being indicative of or otherwise used as a proxy for future or specific investments. The relevant product offering documents should be read for further details. Investment in any market may be extremely volatile and subject to sudden fluctuations of varying magnitude due to a wide range of direct and indirect influences. Such characteristics can lead to considerable losses being incurred by those exposed to such markets. If an investment is withdrawn or terminated early, it may not return the full amount invested. In addition to the normal risks associated with investing, international investments may involve risk of capital loss from unfavourable fluctuations in currency values, from differences in generally accepted accounting principles or from economic or political instability in certain jurisdictions. Narrowly focused investments and smaller companies typically exhibit higher volatility. There is no guarantee of positive trading performance. Investments in emerging markets are by their nature higher risk and potentially more volatile than those inherent in some established markets. Economies in emerging markets generally are heavily dependent upon international trade and, accordingly, have been and may continue to be affected adversely by trade barriers, exchange controls, managed adjustments in relative currency values and other protectionist measures imposed or negotiated by the countries with which they trade. These economies also have been and may continue to be affected adversely by economic conditions in the countries in which they trade. Mutual fund investments are subject to market risks. You should read all scheme related documents carefully. In case you have individual portfolios managed by HSBC Global Asset Management Limited, the views expressed in this document may not necessarily indicate current portfolios' composition. Individual portfolios managed by HSBC Global Asset Management Limited primarily reflect individual clients' objectives, risk preferences, time horizon, and market liquidity. Some of the statements contained in this document may be considered forward-looking statements which provide current expectations or forecasts of future events. Such forward-looking statements are not guarantees of future performance or events and involve risks and uncertainties. Such statements do not represent any one investment and are used for illustration purpose only. Customers are reminded that there can be no assurance that economic conditions described herein will remain in the future. Actual results may differ materially from those described in such forward-looking statements as a result of various factors. We can give no assurance that those expectations reflected in those forward-looking statements will prove to have been correct or come to fruition, and you are cautioned not to place undue reliance on such statements. We do not undertake any obligation to update the forward-looking statements contained herein, whether as a result of new information, future events or otherwise, or to update the reasons why actual results could differ from those projected in the forward-looking statements. We do not undertake any obligation to issue any further publications to you or update the contents of this document and such contents are subject to changes at anytime

Expiry date: 31 August 2018

CHINS0618